


Salmin PlusTM

An innovative
and unique tool



Added value for *Salmonella* control

HEALTHY ANIMALS. HEALTHY FOOD. HEALTHY WORLD.®

Phibro
ANIMAL HEALTH CORPORATION TM

Salmin Plus™ is a bacterin against *Salmonella*, formulated with one strain from somatic group O:7 (*S. Infantis*), one strain from somatic group O:4 (*S. Typhimurium*) and two strains from somatic group O:9 (*S. Enteritidis*).

Vaccine strains	Somatic Group (current)	Antigenic Group (former)
<i>S. Enteritidis</i> - PT (B3)	O9	D
<i>S. Enteritidis</i> - PT (C8)	O9	D
<i>S. Typhimurium</i> - PT [2(+4)]	O4	B
<i>S. Infantis</i> - #122798	O7	C

Indications

Salmin Plus is indicated as an intramuscular injection for Layer & Breeder pullets against *S. Enteritidis*, *S. Typhimurium* and *S. Infantis*. The first dose is recommended at 9 weeks of age, and a second dose is recommended between 14 to 17 weeks of age. The last dose of the Salmin Plus bacterin is recommended at least four weeks before the laying onset.

Convenience

Salmin Plus' formulation concentrates four *Salmonella* serovars in a convenient 0.3 ml dose.

Progeny protection

Salmin Plus reduces the risk of eggs and progeny contamination (vertical transmission).

Reduces disease pressure

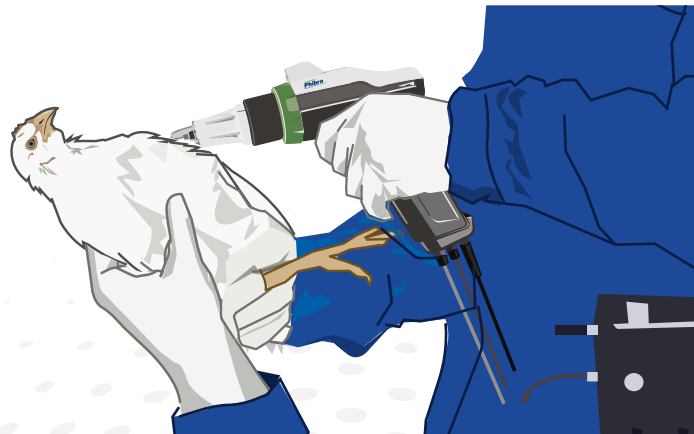
Salmin Plus reduces the infection pressure on poultry premises and the risk of reinfection of new flocks.

Package

600ml Bottles (2,000 doses)

Storage

Keep refrigerated (+2°C to +8 °C). Do not freeze.

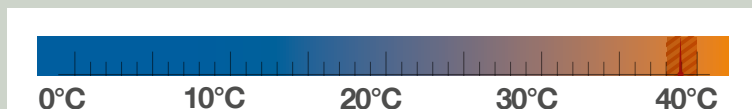


Warm up Salmin Plus before application

Apply the Bacterin at 40 °C



40°C



Cold

Warm

While Salmin Plus should be stored at +2°C to +8°C, Phibro recommends warming the bacterin to between **37 to 40°C** just before its application.

Warming Salmin Plus has proven to facilitate its absorption, optimize the immune response, and minimize any post vaccination reactions including inflammation at the injection site.

Warm the Salmin Plus bacterin:

1. Keep bottles at room temperature (24°C) for 6 to 8 hours prior to its application.

2. Place Salmin Plus bottles in a water bath preset to 40°C, 40 minutes before its application. The bath's water should cover the bottle up to its neck.

Placing bacterin bottles in a water bath cooler than 40°C could result in a suboptimal performance.

To maintain the water temperature at the selected range, Phibro recommends the use of a water bath that recirculates the water through a heating system. Ask your Phibro representative for available brands in your country.



3. Salmin Plus is an oil-emulsion bacterin. Due to the oil temperature conductivity, the bacterin will warm up from the outside to inside in a concentric pattern. The needle inserted to extract the bacterin will take it from the inner part. If the vaccine is not warmed long enough, or if it is not shaken before its application, this can result in uneven temperatures of the bacterin, potentially causing stronger than desired post-vaccination reactions.

4. Shake Salmin Plus before and during its application.



A good practice to maintain the bacterin's temperature along the application process is to establish cycles of 500 injections. The bottle in use is placed back in the water bath after each 500 doses, and another bottle from the water bath is taken to continue with vaccination until the process is completed.

Seek medical attention immediately if a worker is accidentally injected.

Q. Is it a good practice to increase the water bath temperature beyond 40°C to accelerate the bacterin's warming?

No, this can result in uneven temperatures of the Salmin Plus bacterin. The best practice is to set the water bath temperature to 40°C, and allow a minimum of 40 minutes to warm the bacterin. This time recommendation only applies when using a water bath with water recirculation and when the Salmin Plus bacterin bottles were kept at room temperature between 6 to 8 hours prior to the vaccination.

Room temperatures different from 24°C may vary the results. If this is the case, conditions must be adjusted accordingly.

Do not keep the vaccine in the water bath for more than 6 hours. Once a bottle is pre-heated, it should be applied. Never return a bottle to the refrigerator after warming it.



Phibro recommends keeping records of every vaccination process. Data collected should include, but not be limited to, the farm's identification, the vaccine's name & brand, serial batch number(s), and expiration date(s).

Records should also include: the time it took to complete the vaccination process, records of all vaccines applied in the same vaccination procedure, and if any pattern was followed or if any other medication was administered and the order in which different houses were vaccinated.

Control the vaccination process on your farm with pHi-Tech

With the pHi-Tech vaccination system you can easily track and monitor the vaccination process in real-time and collect data to analyze and improve.

Avoid vaccine waste and achieve enhanced flock immunity by ensuring accurate vaccine administration from the first bird to the last with pHi-Tech.

For better results, Phibro recommends the use of the pHi-Tech™ vaccination system.

pHi-Tech™
VACCINATION MANAGEMENT



For more information, contact your local Phibro representative or visit our website at phitech.pahc.com

Code # GV900822INT

HEALTHY ANIMALS. HEALTHY FOOD. HEALTHY WORLD.®

©Phibro Animal Health Corporation. Phibro, Phibro logo design, pHi-Tech™ and Salmin Plus are trademarks owned by or licensed to Phibro Animal Health Corporation or its affiliates.

Phibro
ANIMAL HEALTH CORPORATION